




Case study: Apymrsa

A full-fledged warehouse where Apymrsa prepares picked orders

Location: Mexico



Apymrsa, dedicated to the distribution of spare parts for automobiles, has a large warehouse intended primarily for picking operations in the city of Guadalajara (Mexico). The installation supplied by Mecalux is composed of two high-rise picking blocks that include a conveyor circuit, pallet racking and sorter for classification.



Case study | Apymisa

About Apymisa

Founded more than 37 years ago, Apymisa is the leading Mexican business in the sale of spare parts for cars and heavy-duty vehicles.

The company currently has 20,000 items and more than 83 branches spread across the country offering quality, customized service.

Mecalux solution: parts of the warehouse

After experiencing an unprecedented growth in recent years, Apymisa needed a warehouse to accommodate the large number of items it works with and, in turn, carry out picking in an agile and adept way.

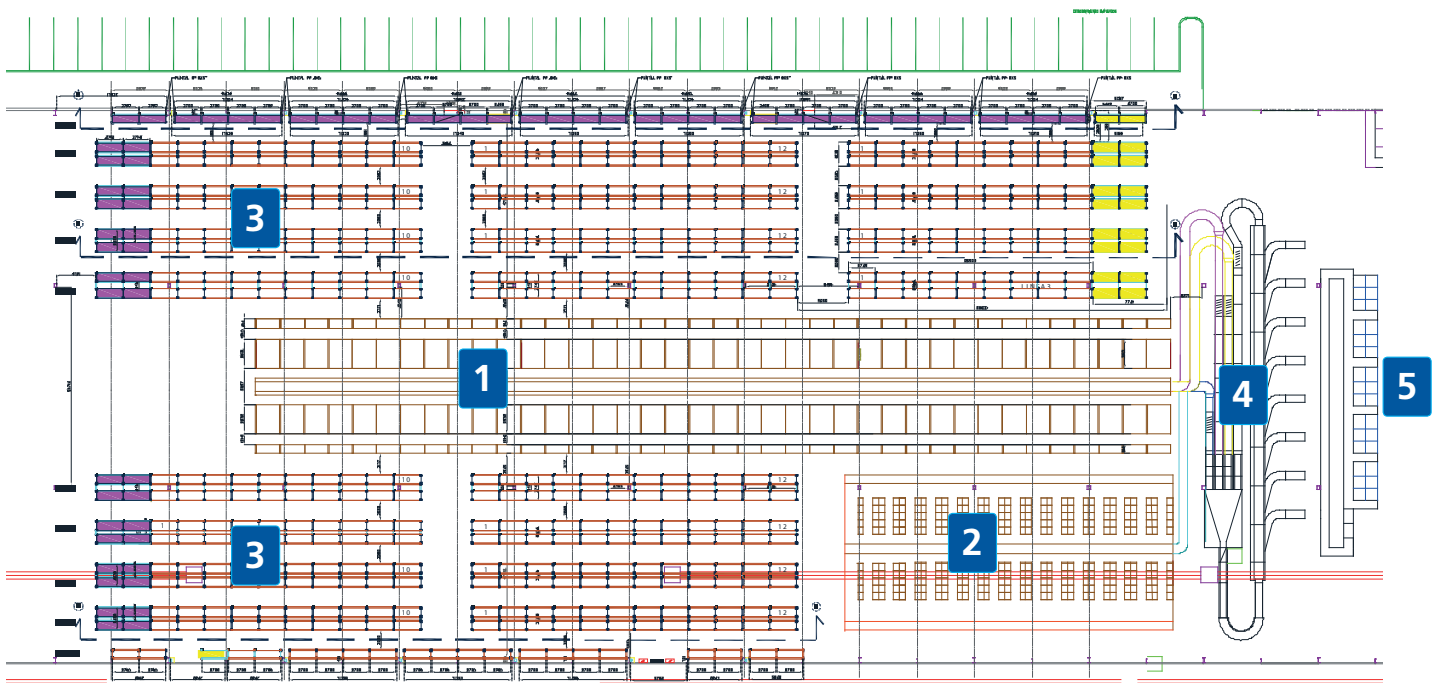
After analyzing the needs of the company, Mecalux supplied and installed a warehouse whose central core comprises two, three-story picking blocks where order prep takes place, and which are supplemented by a classification sorter with eight chutes. In addition, the facility also has pallet racking on both sides of the warehouse.

Thus, Apymisa's storage installation is arranged as follows:

1. Picking block 1
2. Picking block 2
3. Pallet racking
4. Sorter
5. Loading docks



The palletized goods and items in boxes coexist in a high-throughput storage system that has enabled Apymisa to streamline picking and enhance storage capacity




Pallet racking

There are 500 pallet racks set up to store both reserve goods used for picking, as well as bulky items.

Located on both sides of the central picking block, the rack assembly offers a storage capacity of 10,000 pallets.

In addition, operators also perform picking directly from the pallets with the help of order preparation machines. Once they have finished picking, they move the SKUs to the front of the loading docks awaiting completion of the order with products from the high-rise picking blocks.

Each block of pallet racking, 34' high and 328' long, has seven storage levels






Trilateral machines also serve to store the pallets with the goods used to supply the high-rise picking blocks

High-rise picking blocks

In the central area of the Apyma warehouse is a huge 29' high, 321' long picking block, which occupies an area of approximately 2,422 ft². On one side a second, smaller picking block was set up: 29' high and 115' long, with an area of 1,141 ft². These high-rise blocks are allocated to prepare orders one by one with high and medium turnover products (types A and B). They have three floors (the ground-level and two more) with a conveyor circuit that crosses through the central part of each of them.

On both sides and on each floor of the picking blocks, they have placed six levels of carton flow racking with rollers that allow optimal material input and output. The goods are introduced into one end and slide by gravity to the opposite side facing the picking aisle. The operators collect the products of the first box –the ones behind it contain the same SKUs and are used as reserves. To prep orders, operators work by assigned sectors and use a handheld terminal that reports the item that must be extracted, the amount and the corresponding order.









The two over-sized picking blocks have a total of 12,600 carton flow channels that can each store 9 boxes

Subsequently, the operator complies the order on the rolling prep table and, with items from that area already inserted in the box, pushes it onto the main conveyor circuit to be directed to another area of the high-rise picking installation or, to consolidation stations if the order is completed.

Operators access the various floors via stairs placed at both ends of each picking block.

This picking system eliminates time spent on trips and improves both productivity and picking quality.






Classification of orders: the sorter


This area consists of four conveyor circuits; one of them carries out the recirculation tasks, redirecting boxes that have been rejected because of some sort of identification flaw.

The four circuits join before reaching the sorter, responsible for classifying the boxes from the two picking blocks. In all, the sorter has eight stations where operators separate the items and introduce them in the box used for subsequent dispatch. Each station has packing boxes of different sizes, prep tables, computers and printers to complete the operation.

Once the order is completed, the box is laid on the roller table that is directly behind, waiting to be transferred to the loading docks.



An enormous automated sorter with eight chutes categorizes the boxed orders from the picking block





Advantages for Apymisa

- **Space optimization:** Apymisa has a logistics center where it stores 10,000 pallets and about 1,500,000 boxes in a 2.5 acre area.
- **Augmented productivity:** picking has been streamlined thanks to the installation of two, triple-level picking blocks.
- **Higher product throughput:** the center stands out due to its optimal operational framework, with the goods distributed according to their volume and traits.



Technical data

Picking block 1

Block height	29'
Block length	321'
No. of floors	3

Picking block 2

Block height	29'
Block length	115'
No. of floors	3

Pallet racking

Storage capacity	10,000 pallets
Pallet size	32" x 48" x 59"
Max. pallet weight	1.4 t
Racking height	34'